

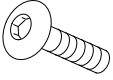

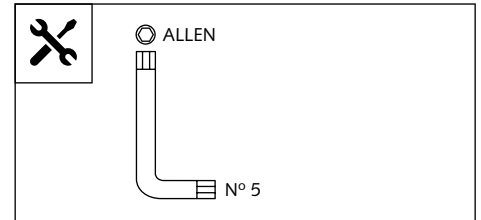


SOPORTE ELEVADOR ADAPTABLE A - ELEVATOR SUPPORT FOR - HEBEBÜGEL FÜR HONDA ÁFRICA TWIN '16-

ID.	PIEZA / PART	DESCRIPCIÓN / DESCRIPTION	QTY.
1		Soporte suplemento elevador derecho Right Elevator supplement support	1
2		Soporte suplemento elevador izquierdo Left Elevator supplement support	1
3		Tornillo allen M5x16 ISO 7380 M5x16 ISO 7380 Allen screw	4
4		Arandelas de goma ØINT.4 ØEXT.14 x 4 ØINT.4 ØEXT.14 x 4 rubber washers	8

Ref.: 9154

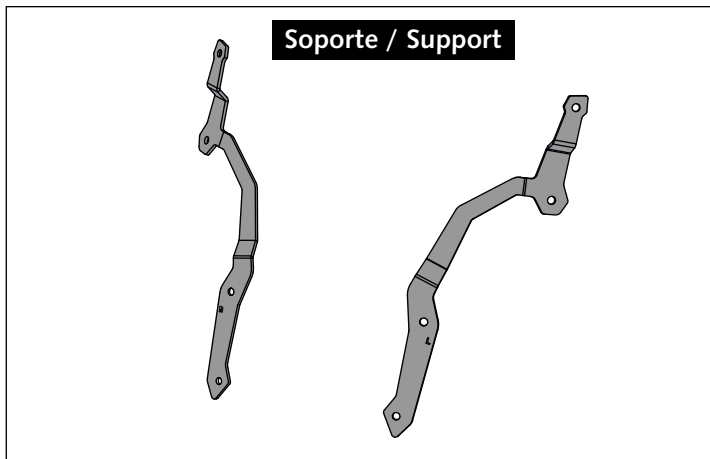


1 persona
1 person

5 min

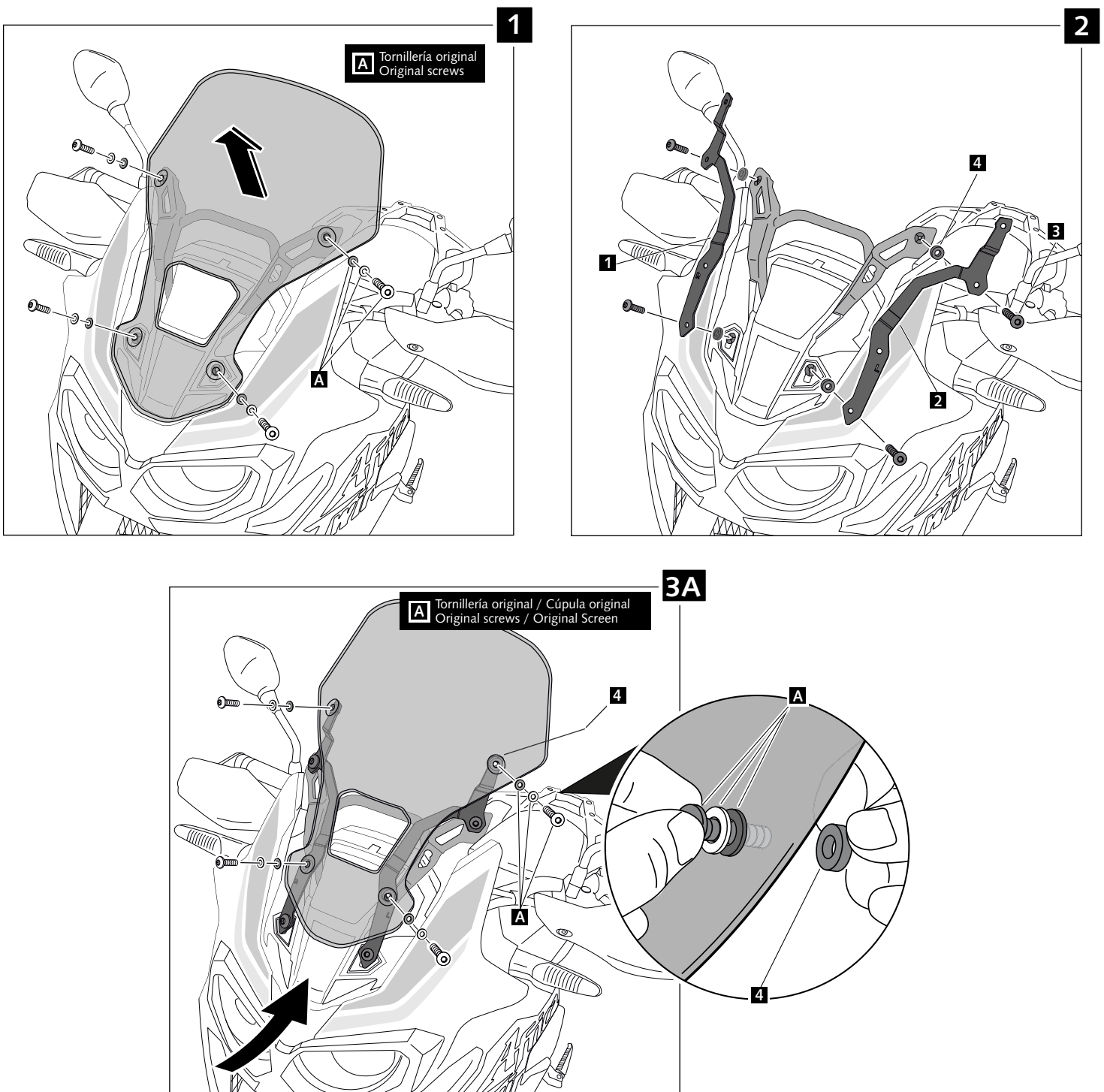
Fácil - Easy
 Media-Intermediate
 Difícil-Difficult

Created by: www.rdissey.cat



SOPORTE ELEVADOR ADAPTABLE A - ELEVATOR SUPPORT FOR - HEBEBÜGEL FÜR
HONDA ÁFRICA TWIN '16-

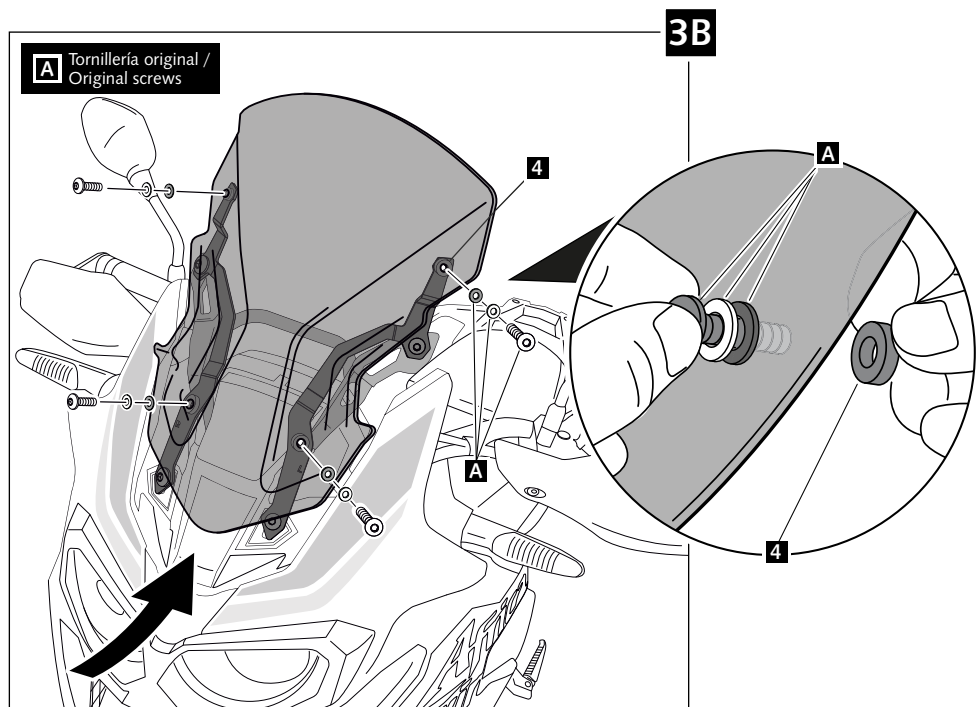
INSTRUCCIONES DE MONTAJE - MOUNTING INSTRUCTIONS - MONTAGEANLEITUNG



SOPORTE ELEVADOR ADAPTABLE A - ELEVATOR SUPPORT FOR - HEBEBÜGEL FÜR
HONDA ÁFRICA TWIN '16-

INSTRUCCIONES DE MONTAJE - MOUNTING INSTRUCTIONS - MONTAGEANLEITUNG

Cúpula Puig Racing
 ref.: 8904 NO incluida /
 Puig Racing Screen ref.:
 8904 NOT included



Cúpula Puig Touring
 ref.: 8905 NO incluida /
 Puig Touring Screen
 ref.: 8905 NOT included

